


**3** Free users for life

SPINSO<sup>®</sup>



Lite edition



# TimeTracker

manage timesheet & approvals

---



## Installation Guide

Step by step guide on how to download and install TimeTracker Lite successfully into your windows PC or laptop.

# 1 INDEX

## Installation Guide

---

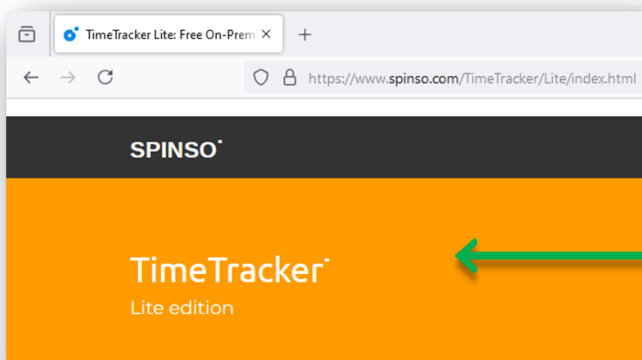
1. Index	Pg 2
2. Download	Pg 3
3. Install	Pg 6
4. Login	Pg 10

# 2

# DOWNLOAD

## Prerequisite

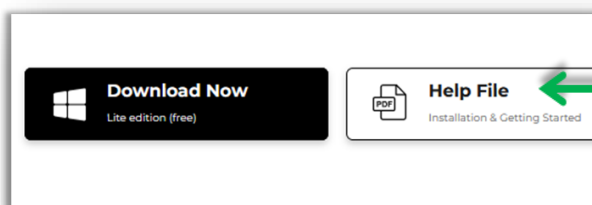
- Operating system Windows 11, 10, 8, 7 or Windows Xp.
- Microsoft Dot Net Framework 2.0 (Free Runtime)



1

In the web browser, go to our website

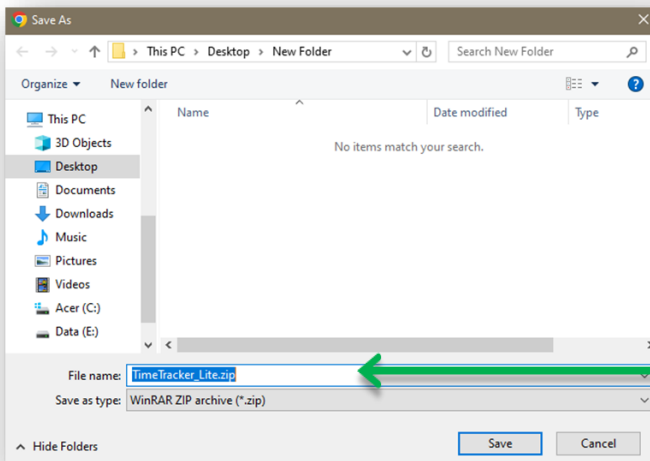
["https://www.spinso.com/TimeTracker/Lite/index.html"](https://www.spinso.com/TimeTracker/Lite/index.html)



2

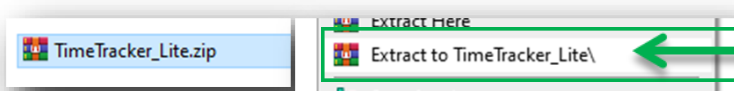
In TimeTracker Lite Edition home page, scroll down to see the download button.

Click on **"Download now"**



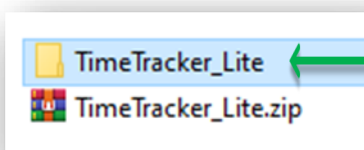
3

Create a New Folder in your PC then **save** the zip file.



4

Right Click on the Zip file then **Extract**.



5

Open the extracted folder **TimeTracker\_Lite**  
You will see three files



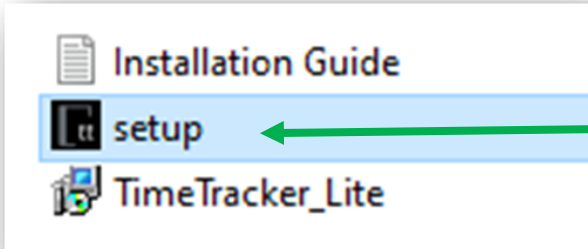
# Download is completed

---

**Next Step:** We will proceed with the Installation steps


# 3

# INSTALL



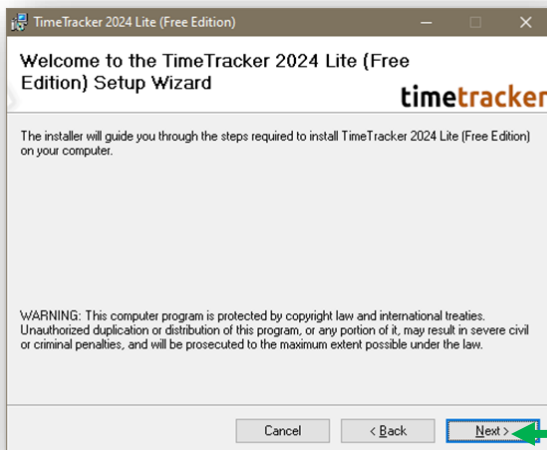
1

Double click on **setup**



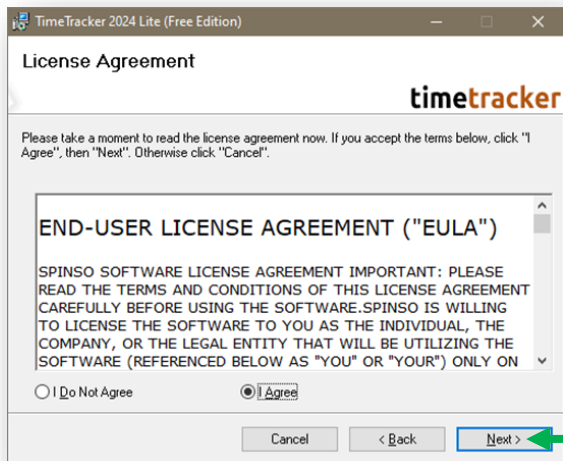
2

Click on **Next**



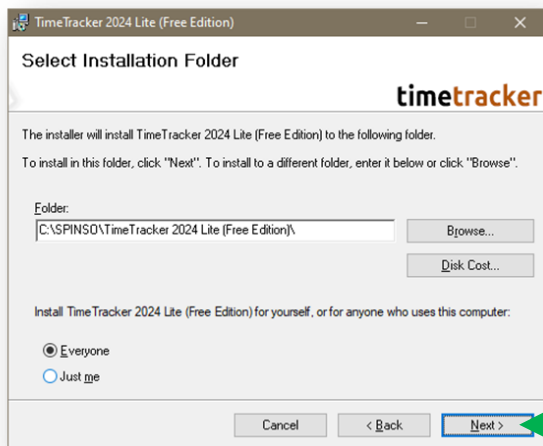
3

Click on **Next**

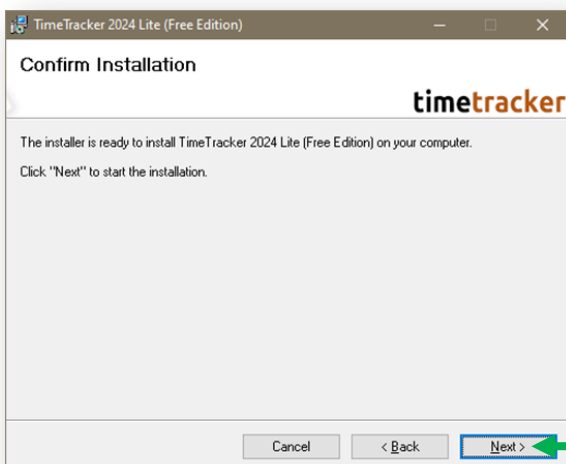


**4** Select **I Agree**  
Click on **Next**

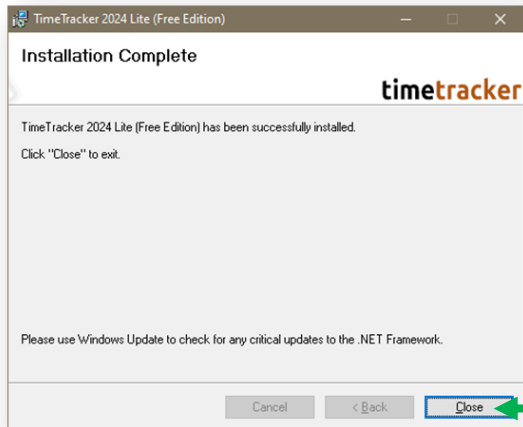
**Please Note:** TimeTracker lite (free edition) should be installed in C Drive only.



**5** Click on **Next**.



**6** Click on **Next**



7

Click on **Close**






# Installation is completed

---

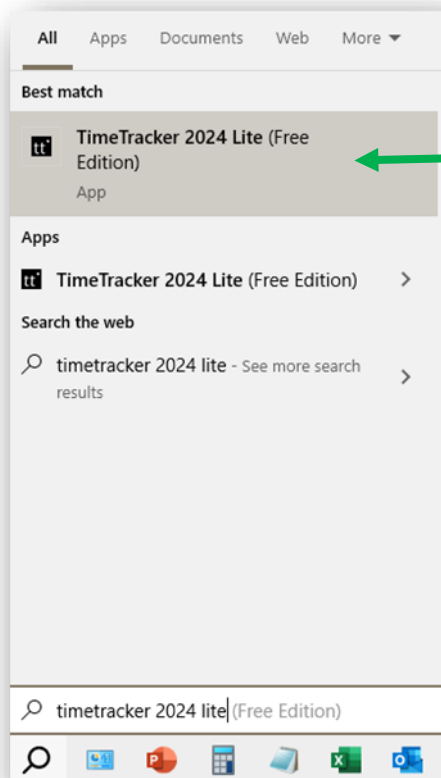
**Next Step:** We will proceed with the Login steps

# 4 LOGIN



← Open **TimeTracker** by double clicking on the desktop icon.

or



You can also launch the application from  
**Start - Program Files - Spinso - TimeTracker**

Default login details:

- User Name : **admin**
- Password : **spinso**



# Thank you

---

## For more information

Kindly Call us or WhatsApp **+91.99 201 401 00** for any queries.

For more info visit: [spinso.com](https://spinso.com)

### Next step



#### **Getting Started Guide**

how to quickly start using TimeTracker Lite

[TT Lite GettingStarted.pdf](#)

# SPINSO

Celebrating

# 25

years in business

## Other software products

---



### SalesTracker

manage leads & follow-ups



### ServiceDesk

manage warranties & AMC



### ComplaintTracker

manage customer complaints



### QuotationTracker

create professional quotation

# SPINSO

601, Odyssey IT Park,  
Road No 9, Wagle Estate,  
Near Old Passport Office,  
Thane 400 604.  
Maharashtra, INDIA

# 91.99 201 401 00

[sales@spinso.com](mailto:sales@spinso.com)  
[www.SPINSO.in](http://www.SPINSO.in)